

S-C

Key - ABX Systems Catalog T-931 Issue 2 March 1979

A technical catalog of S-C 1A2 type key service units. Included are line cards and dial intercom systems. Lithographed in black and white 8 ½ X 11 inches 3 hole punched in left margin.

Document for scanning was furnished by the JKL Museum of Telephony, Stockton, CA
Wayne Merit, Curator



Adobe Document Scanned and Produced by Mike Neale, Member of
Antique Telephone Collectors Association US
Telephone Collectors International US

www.strombergcarlsontelephone.com

Adobe Document Contents Copyright 2007, Mike Neale, Midland, Texas, USA
Optimized for viewing with Adobe Reader 7.0 or better and web loading.
The Stromberg-Carlson word mark is owned by Siemens Corporation, Boca Raton, FL



www.atcaonline.com







www.telephonecollectors.org

Stromberg-Carlson

A GENERAL DYNAMICS SUBSIDIARY

Key-ABX[®] Systems Catalog



PREFACE


This catalog provides information about the Key-ABX products produced by Stromberg-Carlson Corporation. For more detailed information relating to Key-ABX products, refer to our Sales and Instructional Literature Index, which lists the latest publications available from Stromberg-Carlson Corporation. Literature can be obtained from your telephone distributor or from the Marketing Department, Charlottesville, Virginia. Manufacturing facilities for all Stromberg-Carlson Key-ABX products are at the following address:

P.O. Box 7266
Charlottesville, Virginia 22906
(804) 973-2200

CONTENTS

| Description | Page |
|--|------|
| 501B Key Service Unit | 3 |
| 684 Series Multiline Key Service Units | 5 |
| 10/0 and 19/0 Intercoms | 8 |
| EM Expansion Modules | 9 |
| 584C Cell Assembly | 10 |
| 400-Type KTU Circuit Cards | 11 |
| 200 Series Key Telephone Units | 14 |
| Power Supplies | 17 |
| 16C/117A Apparatus-Mounting Cabinet | 18 |
| 501/2 Apparatus-Mounting Cabinet | 19 |
| Fuses | 20 |

501B KEY SERVICE UNIT



HT 1702

S-C 501B KSU Mounted on Foot Assembly

The S-C 501B series key service unit (KSU) is prewired to form a 1A2-type key telephone system that provides up to six-line access to the CO/PBX. Line cards can be plugged in, as needed, to its 6 prewired 20-pin connectors. Vacant connectors can be used with other 400-type key telephone units to include various features. Available for floor or wall mounting. Its swingout gate provides easy access to all wiring in the system. The basic unit includes prewired line-circuit card connectors (20-pin), 2 quick-clip connector blocks, and an interrupter.

DIMENSIONS

WALL MODELS

13-3/4" (35 cm) wide
19-27/32" (50 cm) high
9-3/16" (23 cm) deep

FLOOR MODELS

13-3/4" (35 cm) wide
23-7/8" (61 cm) high
9-3/4" (25 cm) deep

Versatility is designed in. Center portion below the 6 prewired 20-pin connectors accommodates either an S-C

EM-101 or EM-102 expansion module or an S-C 207C selector. The EM-101 permits the use of 6 additional 40-pin, 400 series KTUs in the system but requires an external block for connections. The EM-102 expansion module provides for common-talk intercom with up to 19 stations using a rotary-dial or TONE-DIAL[®] selector. The S-C 207C selector with applique cable provides rotary-dial, 9-line, common-talk, intercom service. Space is reserved for a power supply and S-C EM-103 expansion module for two additional 400 series KTUs.

FEATURES

- Six prewired 20-pin line card connectors.
- Equipped and prewired interrupter.
- Swingout gate.
- Rotary-dial/TONE-DIAL intercom.
- Power supply with ringing generator.
- Provides room for S-C EM-103, 225A, or KTUs of similar size.
- Wall or floor mounting through use of foot assembly.
- Equipped with molded fiberglass cover.
- Two quick-connect terminal blocks.

POWER REQUIREMENTS

A BAT (talk): 24 Vdc nominal, filtered
B BAT (signal): 24 Vdc nominal, unfiltered
Lamp/buzzer: 10 Vac nominal, 60 Hz
Buzzer: 18 Vac nominal, 60 Hz
Ringing: 105 Vac nominal, 30 Hz

POWER UNIT

9-1/4 inches (23.5 cm) wide
7-1/8 inches (18 cm) high
5-3/8 inches (14 cm) deep

INTERRUPTER TIMING INTERVALS

15, 60, and 120 ipm


ORDERING INFORMATION

| <u>S-C</u> <u>MODEL*</u> | <u>BASIC</u> <u>UNIT</u> | <u>S-C</u> <u>EM-102†</u> | <u>POWER</u> <u>SUPPLY</u> | <u>S-C</u> <u>407B</u> | <u>S-C</u> <u>424A</u> | <u>FOOT</u> <u>ASSEMBLY</u> | <u>STOCK</u> <u>NUMBER</u> |
|-----------------------------|-----------------------------|------------------------------|-------------------------------|---------------------------|---------------------------|--------------------------------|-------------------------------|
| 501B1 | X | | | | | | 703500-050 |
| 501B2R | X | | X | | | | 703500-052 |
| 501B2RF | X | | X | | | X | 703500-231 |
| 501B1D | X | X | | | | | 703500-053 |
| 501B1D10 | X | X | | X | | | 703500-232 |
| 501B2DR | X | X | X | | | | 703500-055 |
| 501B2D10R | X | X | X | X | | | 703500-242 |
| 501B2D10RF | X | X | X | X | | X | 703500-233 |
| 501B2D19RF | X | X | X | | X | X | 703500-234 |
| REPLACEMENT INTERRUPTER | | | | | | | 703500-006 |

*Foot (floor mounting) is available (S-C Part No. 703500-056).
 Applique cable to connect S-C 207C dial-selective intercom
 is available (S-C part No. 703500-137).

†Intercom Options: S-C 407B (10-station) or S-C
 424A (19-station) rotary-dial selector KTUs. S-C
 426A and 427B TONE-DIAL adapter KTUs. All
 KTUs are ordered separately, unless noted in table.

684 SERIES MULTILINE KEY SERVICE UNITS



HT 3478

684 Series Multiline KSU

Prewired and packaged to form 1A2 key telephone systems with capacities of up to 25 CO/PABX lines. Models available in 13-, 19-, and 25-line configurations. Available with or without dial-selective intercom, with or without power supply. Circuit card connectors for 4-inch (10-cm) and 8-inch (20-cm) KTUs, fuse panel, interrupter, and power supply are all mounted on a swingout gate for easy access to cell connector terminals, quick-connect terminal blocks, and interrupter.

ORDERING INFORMATION

| <u>ORDERING CODE</u> | <u>DESCRIPTION</u> | <u>STOCK NO.</u> |
|----------------------|--|------------------|
| 684A1 | Basic 13-line unit; consists of 13-line cell assembly with interrupter mounted in wall cabinet with cover; prewired to 3 quick-connect terminal blocks in cabinet. | 202153-699 |
| 684B1 | Basic 13-line unit with S-C EM-101 expansion module wired for rotary-dial intercom. (Refer to Note 1.) | 703500-060 |
| 684C1 | Basic 13-line unit with S-C EM-102 expansion module wired for rotary-dial or TONE-DIAL intercom. (Refer to Note 2.) | 703500-061 |

SPECIFICATIONS

Power requirements

- A BAT (talk): 24 Vdc nominal filtered
- B BAT (signal): 24 Vdc nominal unfiltered
- Lamp/buzzer: 10 Vac nominal, 60 Hz
- Buzzer: 18 Vac nominal, 60 Hz
- Ringling: 105 Vac nominal, 30 Hz

Interrupter timing intervals: 15, 60, and 120 ipm

Dimensions

Key service unit:

- 26-1/8 inches (66 cm) wide
- 16-3/4 inches (42.5 cm) high
- 9-7/8 inches (25 cm) deep

Power unit

- 9-1/4 inches (23.5 cm) wide
- 7-1/8 inches (18 cm) high
- 5-3/8 inches (14 cm) deep

Power Supply

705967-001

684 SERIES MULTILINE KEY SERVICE UNITS (Cont)


| <u>ORDERING CODE</u> | <u>DESCRIPTION</u> | <u>STOCK NO.</u> |
|----------------------|--|------------------|
| 684B2 | Basic 13-line unit with S-C EM-101 expansion module wired for rotary-dial intercom. (Refer to Note 1.) | 703500-063 |
| 684A2R | Basic 13-line unit with power supply. | 703500-065 |
| 684B2R | Basic 13-line unit with power supply and S-C EM-101 expansion module wired for rotary-dial intercom. (Refer to Note 1.) | 703500-066 |
| 684C2R | Basic 13-line unit with power supply and EM-102 expansion module wired for rotary-dial or TONE-DIAL intercom. (Refer to Note 2.) | 703500-067 |
| 684C219R | Basic 13-line unit with power supply and S-C EM-102 expansion module wired for rotary-dial or TONE-DIAL intercom equipped with S-C 424A KTU. (Refer to Note 2.) | 703500-235 |
| 684A3 | Basic 19-line unit; consists of 13-line cell assembly with interrupter and S-C EM-101 expansion module wired for line service; mounted in wall cabinet with cover; prewired to 4 quick-connect terminal blocks in cabinet. Auxiliary fusing is provided. | 703500-068 |
| 684B3 | Basic 19-line unit with a second S-C EM-101 expansion module wired for rotary-dial intercom. (Refer to Note 1.) | 703500-069 |
| 684C3 | Basic 19-line unit with S-C EM-102 expansion module wired for rotary-dial intercom. (Refer to Note 2.) | 703500-070 |
| 684A4R | Basic 19-line unit with power supply. | 703500-074 |
| 684CR4 | Basic 19-line unit with power supply and S-C EM-102 expansion module wired for rotary-dial or TONE-DIAL intercom. (Refer to Note 2.) | 703500-076 |

684 SERIES MULTILINE KEY SERVICE UNITS (Cont)

| <u>ORDERING CODE</u> | <u>DESCRIPTION</u> | <u>STOCK NO.</u> |
|----------------------|---|------------------|
| 684A5 | Basic 25-line unit; consists of 13-line cell assembly with interrupter and two S-C EM-101 expansion modules wired for line service; mounted in a wall cabinet with cover; prewired to 5 quick-connect terminal blocks in cabinet. Auxiliary fusing is provided. | 703500-077 |
| 684A6R | Basic 25-line unit with power supply. | 703500-079 |
| Interrupter | For use with 684 KTUs. | 703500-007 |

- NOTES.
1. *S-C EM-101 expansion module wired for rotary-dial (RD) intercom has four unused connector positions with stored leads that can be terminated by customer, as required. Two connector positions wired for RD intercom accept an S-C 407B (10-station selector circuit) or 424A (19-station selector circuit) KTU. Order KTU separately, as required.*
 2. *S-C EM-102 expansion module accepts RD/TD intercom KTUs (S-C 407B 10-station selector circuit, 424A 19-station selector circuit, and 426A and 427B TONE-DIAL receiver circuits). Order KTUs separately, as required.*

10/0 AND 19/0 INTERCOMS (10- AND 20-STATION COMMON-TALK)



S-C Dial-Selective Intercom

The series 10/0 and 19/0 are packaged intercom systems for wall mounting. Units are prewired with an S-C EM-102 expansion module to provide rotary- and pushbutton-dial signal selection for up to 10 (or 19) intercom stations. Units come equipped with one plug-in (80-contact) S-C 407B KTU 10-station or S-C 424A KTU 19-station selector circuit to provide common-talk intercom for rotary-dial signaling. Two additional 80-contact plug-in KTUs (S-C 426A and 427B (order separately)) can be added to provide pushbutton-dial signaling capabilities.

Intercoms are packaged with a power unit to provide talking power for the intercom line, lamp power for use with key system telephones, and buzzer or ringing power for station signaling.


FEATURES

- Plug-in concept simplifies troubleshooting and installation.
- Wall mounting saves space.
- Intercom and power equipment in same cabinet.
- Audible station signaling and line-busy lamp indications.
- Used with rotary-dial or TONE-DIAL telephones (or both).

ORDERING INFORMATION


| <u>S-C</u> <u>MODEL</u> | <u>WALL</u> <u>CABINET</u> | <u>S-C</u> <u>EM-102</u> | <u>POWER</u> <u>SUPPLY</u> | <u>S-C</u> <u>407B</u> | <u>S-C</u> <u>424A</u> | <u>STOCK</u> <u>NUMBER</u> |
|----------------------------|-------------------------------|-----------------------------|-------------------------------|---------------------------|---------------------------|-------------------------------|
| 10R/0 | X | X | X | X | | 703500-081 |
| 19R/0 | X | X | X | | X | 703500-156 |

EM EXPANSION MODULES



HT 1636

S-C EM-101 Expansion Module
S-C EM-102 Expansion Module (similar)



HT 10026

S-C EM-103 Expansion Module

S-C EM-101 expansion module, S-C stock No. 703500-082, is a prewired assembly used to expand line capacity and service features for 1A2 key telephone systems. This module is normally mounted in the S-C 501B or 684 series KSU cabinet (it can also be arranged for mounting in a rack or type 16C cabinet). The module contains six 40-pin connectors that accept 18-, 20-, and 40-contact KTUs. An in-line pair of 40-pin connectors can be used to mount 80-contact KTUs by removal of the center card guides.


S-C EM-102 expansion module, S-C stock No. 703500-083, is a prewired assembly used exclusively to provide plug-in, dial-selective intercom service (rotary-and/or pushbutton-dial, up to 19-station codes) for 1A2 key telephone systems. Normally mounted in S-C 501B or 684 series KSU cabinets, it can also be arranged for mounting in racks or the type 16C cabinet. The module contains six 40-pin connectors wired only for dial-selective intercom service. The in-line connector positions are prewired to accept 80-pin, dial-selective KTUs. Used with S-C 407B or 424A dial-intercom KTUs, 426A and 427B TONE-DIAL receiver KTUs.

S-C EM-103 expansion module, S-C stock No. 703500-194, is a prewired assembly used to expand line capacity and service for 1A2 key telephone systems. Normally mounted in the 501B series adjacent to the power supply, this module can also be arranged for mounting in the 501A, 16C, or 6A cabinet or rack. The EM-103 contains two 40-pin connectors that accept 18-, 20-, or 40-contact KTUs.

Adapter brackets, S-C stock number 703500-038 (order two), are available to mount an EM-101 or EM-102 in a 501A, 16C, or 6A cabinet or rack.

For field additions, units are shipped with a 6-foot (1.8 m) stub ended cable wired to the module connectors. The cable is subdivided into several parts: one for power leads common to each connector and one for each connector identified by a colored binder.

584C CELL ASSEMBLY



HT 1958

S-C 584C Shown Without Line Cards or Interrupter

This cell assembly is factory wired with a connector for an interrupter and card connectors (twelve 18- or 20-contact and one 40-contact) for accepting up to thirteen 400-type plug-in KTUs. All line and station wiring is from the card connectors to three 50-contact type plugs mounted on the rear; this permits the use of A-type connector cables for line and station terminations at terminal blocks external to the cell assembly. A combined fuse panel and terminal field on the rear of the cell is used to connect interpanel strapping and power supply wiring. The 584C1 cell assembly comes equipped with an interrupter. Cell is 23 inches (58 cm) wide and 4 inches (10 cm) high.

INTERRUPTER TIMING INTERVALS

15, 60, and 120 ipm

POWER SUPPLIES

Typical power supply for the 584C/584C1 cells is listed below:

POWER REQUIREMENTS

- A BAT (talk): 24 Vdc nominal, filtered
- B BAT (signal): 24 Vdc nominal, unfiltered
- Lamp/buzzer: 10 Vac nominal, 60 Hz
- Buzzer: 18 Vac nominal, 60 Hz
- Ringling: 110 Vac, 30 Hz

| <u>STOCK NO.</u> | <u>FUNCTION</u> | <u>DC</u> | | <u>AC</u> | |
|------------------|------------------|--------------|----------------|--------------|----------------|
| | | <u>VOLTS</u> | <u>AMPERES</u> | <u>VOLTS</u> | <u>AMPERES</u> |
| 705967-001 | Lamp/buzzer | | | 9-11 | 8.0 |
| | Buzzer | | | 18-22 | .5 |
| | A-talk | 18-28 | 1.0 | | |
| | B-relay | 20-28 | 2.0 | | |
| | Ringling (30 Hz) | | | 110 | 0.05 |

ORDERING INFORMATION


| <u>ORDERING CODE</u> | <u>DESCRIPTION</u> | <u>STOCK NO.</u> |
|----------------------|--------------------------------|------------------|
| 584C | 13-line cell, less interrupter | 703500-189 |
| 584C1 | 13-line cell, with interrupter | 703500-190 |
| - | Program card | 302114-715 |
| - | Interrupter | 703500-007 |

400-TYPE KTU CIRCUIT CARDS

400-type KTU plug-in circuit cards provide standard and special features and/or services for 1A2-type (or similar) key telephone systems. Performance and features of KTUs are equivalent to KTUs offered by other manufacturers.

S-C 400F – CO or PBX Line

- Signals to stations indicate hold, incoming, and line busy.
- Extends steady or interrupted ringing.
- Guarded against noise and reversals.
- Adjustable timeout of abandoned calls.
- Compatible with electronic offices.
- Talking circuit maintained during power failure.
- LED lamp indicates line status.
- Compatible with privacy devices.




HT 10150

S-C 400F

S-C 400-MOH – CO or PBX Line With Music-on-Hold

- Connects music source to outside party during hold.
- Built-in buffer from music source eliminates separate buffer card.
- Other features same as S-C 400F.



HT 10155

S-C 400F MOH

S-C 400F-MOH/TR – Line With Music-on-Hold and Timed Recall


- Connects music source to outside party during hold.
- Built-in buffer from music source eliminates separate buffer card.
- Signals end of timed period with distinctive lamp flutter signal; time period adjustable 30 to 240 seconds.

S-C 401A – Manual Intercom

- Provides manual intercom service.
- Provides intercom line-busy indications.

S-C 401AP – Paging Adapter

- Provides access for speaking over local PA system.
- Lights station-busy lamps when paging system is used.
- Interfaces KSU with local music amplification system.



HT 3388

S-C 401 AP


400-TYPE KTU CIRCUIT CARDS (Cont)

S-C 407B Selector, 10-Station

- Selects up to 10 intercom station codes (rotary-dial).
- Provides steady lamp indication for intercom in use.
- Provides talk battery for intercom.

S-C 415A – Automatic Dc Signaling Tie Line

- Tie-line circuit can be used to join two key systems.
- Automatically signals distant system when tie-line circuit is accessed.
- Lamp signaling indicates tie-line busy or tie-line hold.
- 2200-ohm loop, system-to-system.




HT 3474

S-C 415

S-C 417A – Add-on Conference

- Provides bridge between two outside lines and local station, or between one outside line and intercom or tie line.
- Conference circuit controlled by locking or non-locking key.
- Provides lamp indication for circuit in use.
- Conference connection released by operation of control key.
- Conference connection can be placed on hold; outside parties remain bridged.



HT 3493

S-C 407B KTU

S-C 424A KTU (similar)

S-C 421A – Power Failure Transfer and General Purpose Relay

- Provides for incoming ringing on three selected lines during local power failure.
- Can be used as general purpose relay (6 form "C" contacts).



HT 3471

S-C 426A KTU

S-C 424A Selector, 19-Station


- Selects up to 19 intercom station codes (rotary-dial).
- Provides steady lamp indication for intercom in use.

S-C 426A and 427B TONE-DIAL Receiver

- Provides pushbutton-dial service for dial-selective intercom system when used with S-C 407B or 424A KTU.

S-C 428A – Multiline Exclusion

- Provides private service for selected station(s).
- Provides lamp indication of circuit in use.
- Controls two lines at one station, or primary and secondary stations on one line.



HT 3475

S-C 427B KTU

400-TYPE KTU CIRCUIT CARDS (Cont)

ORDERING INFORMATION




| <u>KTU CODE NO.</u> | <u>STOCK NO.</u> | <u>SIZE</u> | | <u>PINS</u> |
|---------------------|------------------|---------------|-----------|-------------|
| | | <u>INCHES</u> | <u>CM</u> | |
| 400F | 705951-900 | 4 | 10 | 18 |
| 400F-MOH | 705951-901 | 4 | 10 | 18 |
| 400F-MOH/TR | 705951-903 | 4 | 10 | 18 |
| 401A | 428028-066 | 4 | 10 | 18 |
| 401AP | 428028-056 | 4 | 10 | 18 |
| 407B | 428103-066 | 8 | 20 | 80 |
| 415A | 428103-046 | 4 | 10 | 18 |
| 417A | 428103-026 | 4 | 10 | 40 |
| 421A | 428103-036 | 4 | 10 | 40 |
| 424A | 428103-016 | 8 | 20 | 80 |
| 426A* | 428104-016 | 8 | 20 | 80 |
| 427B* | 428104-026 | 8 | 20 | 80 |
| 428A | 428103-056 | 4 | 10 | 40 |

*Used in pairs only – requires EM expansion module for mounting.

DIMENSIONS

| | <u>4-INCH KTUs</u> | <u>8-INCH KTUs</u> |
|---------|--------------------|--------------------|
| Height: | 3-1/2 in. (9 cm) | 7-1/2 in. (19 cm) |
| Width: | 1-1/4 in. (3 cm) | 1-1/4 in. (3 cm) |
| Depth: | 5-1/2 in. (14 cm) | 5-1/2 in. (14 cm) |

200 SERIES KEY TELEPHONE UNITS



S-C 201B KTU Fuse Panel

A single fuse panel mounting for seven nonalarm-type (flat) fuses. Twenty screw-type terminals on rear of panel for various uses. Provides fusing for auxiliary equipment to meet 2-amp key equipment requirements.

S-C 207C KTU Selector Circuit

Basic unit of S-C 6A dial-selective intercom system. Provides a common talk path for all stations. Contains rotary-dial selective signaling circuit for nine codes. Busy-lamp option also available.

S-C 216A KTU Transfer Circuits

Used to expand the dial-selective intercom beyond original nine-code capacity. Each unit expands the capacity by 9 codes to 36 codes or more.

S-C 217A KTU Preset Conference Circuit

Provides two preset conference connections. Each conference connection has a capacity of seven stations including the calling station. Connection can be established by dialing a code or by pushbutton arrangement.

S-C 222A KTU Two-Talking Link and Nine-Station Signaling Circuit

Unit provides two talking paths for doubling the conversation capacity of the dial-selective intercom system. Includes talking supply and signaling circuit that controls audible and visual signals for nine stations.

S-C 223A KTU Three-Station Signaling Circuit

The 223A KTU is used to add signaling circuits when the two-talking link intercom has been expanded beyond nine codes. Equipped for three additional stations.

S-C 225A KTU Long-Line Circuit

Used to extend the 50-ohm intercom loop to 500 ohms. Supplies ringing voltage and talking battery to a remote or off-premise station and contains a circuit for repeating dial pulses sent from the originating station.


S-C 226B KTU Add-on Conference Control Circuit

Enables connection of a central-office or PBX line to the dial-selective intercom for conference purposes. Contains a single circuit that controls the transmission path between the intercom and central-office or PBX line.

200 SERIES KEY TELEPHONE UNITS (Cont)



HT 3304

S-C 232B

HT 3329

*S-C M247B***S-C 227B KTU Auxiliary Control Circuit**

Used for one of several different auxiliary and control functions. Contains a circuit that can be used as: an auxiliary relay-lamp flashing circuit; an auxiliary relay-busy-lamp circuit; a multisignal control circuit, which can be arranged to provide control for various combinations of ringers, buzzers, and lamps; a common audible or station audible circuit; an auxiliary lamp relay circuit, which is used when more than 20 lamps per line are required; and a single add-on transfer circuit.

S-C 232B KTU Electromechanical Flash, Wink, Ring, and Timeout Circuit

Provides basic timing intervals for visual/audible signals and busy tone in a 6A system or can be used to provide manual intercom line.

S-C M247B KTU TONE-DIAL Adapter

Provides pushbutton-dialing capabilities for 6A dial-selective intercom systems. KTU converts DTMF signals from the pushbutton-dial telephone into relay closures for signaling intercom stations. Must be used with the S-C 207C selector circuit.

S-C 229B KTU Multiple Add-on Transfer Circuit


Used instead of several single add-on transfer circuits to enable connection of any one of seven central-office or PBX lines to the dial-selective intercom for conference purposes.

200 SERIES KEY TELEPHONE UNITS (Cont)

ORDERING INFORMATION

| <u>KTU CODE NO.</u> | <u>STOCK NO.</u> | <u>VERTICAL</u> | | <u>HORIZONTAL</u> | |
|---------------------|------------------|-----------------|------------|-------------------|-----------|
| | | <u>INCHES</u> | <u>CM.</u> | <u>INCHES</u> | <u>CM</u> |
| 201B | 428029-119 | 6-15/16 | 18 | 2-5/32 | 6 |
| 207C | 428029-099 | 6-15/16 | 18 | 5-7/32 | 13 |
| 216A | 428029-019 | 6-15/16 | 18 | 3-1/32 | 8 |
| 217A | 428029-129 | 6-15/16 | 18 | 3-1/32 | 8 |
| 222A | 428029-049 | 6-15/16 | 18 | 23 | 58 |
| 223A | 428029-059 | 6-15/16 | 18 | 5-21/32 | 14 |
| 225A | 428029-139 | 6-15/16 | 18 | 2-5/32 | 6 |
| 226A | 428029-149 | 6-15/16 | 18 | 3-15/32 | 9 |
| 227B | 428029-169 | 6-15/16 | 18 | 3-1/32 | 8 |
| 229B | 428029-159 | 6-15/16 | 18 | 3-1/32 | 8 |
| 232B | 428029-109 | 6-15/16 | 18 | 3-15/32 | 9 |
| M247B | 419069-069 | 6-15/16 | 18 | 3-15/32 | 9 |

POWER SUPPLIES



HT 3481

S-C PS-100 and PS-200 Power Supply

S-C power supplies are used to provide operating voltages for key telephone equipment. Two basic models are available, each with ringing power. The 705966-001 series has a lamp output rated at 2.8 amperes and is used in small key system applications. The 705967-001 series has a lamp output rated at 8 amperes and is used in larger installations where the demand for power is greater. Can be mounted in any standard key system apparatus-mounting cabinet. S-C power supplies are UL listed.

DIMENSIONS

9-1/4 inches (24 cm) wide

7-1/8 inches (18 cm) high

5-3/8 inches (14 cm) deep

705966-001 POWER SUPPLY:

INPUT POWER

111-123 Vac, 60 Hz

90 watts – full load

25 watts – no load

OUTPUT POWER

| | | |
|-------------|----------------|-----------|
| Lamp/Buzzer | 9-11 Vac | 2.8A |
| Buzzer | 16-20 Vac | 1.4A |
| A-Talk | Neg. 18-28 Vdc | .9A |
| B-Signal | Neg. 20-28 Vdc | .6A |
| Ringing | 110V 30 Hz | 5.0 watts |

705967-001 POWER SUPPLY:

INPUT POWER

111-123 Vac, 60 Hz

190 watts – full load


25 watts – no load

OUTPUT POWER

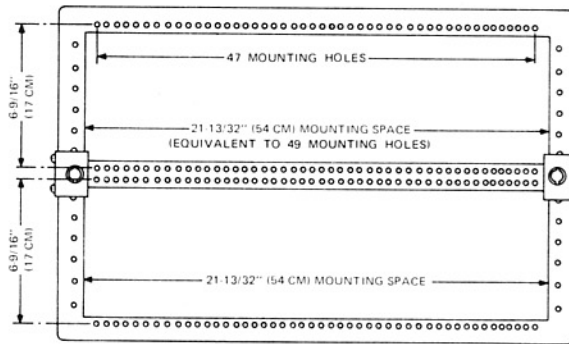
| | | |
|-------------|----------------|-----------|
| Lamp/Buzzer | 9-11 Vac | 8.0A |
| Buzzer | 18-22 Vac | .5A |
| A-Talk | Neg. 18-28 Vdc | 1.0A |
| B-Signal | Neg. 20-28 Vdc | 2.0A |
| Ringing | 110V 30 Hz | 5.0 watts |

16C/117A APPARATUS-MOUNTING CABINET

The 16C/117A apparatus-mounting cabinet consists of a wall-mounting unit with space for up to six 66B-type quick-connect terminal blocks. A swingout gate is provided for mounting 584C cell assemblies, or equivalent; 200 series KTUs; power supplies; and EM-101, EM-102, and EM-103 expansion modules (EM-101 and EM-102 expansion modules require EM adapter brackets). A 117A cover is supplied with the apparatus-mounting cabinet. The center-mounted T-bar can be removed for mounting up to three 584C cell assemblies, or equivalent.



S-C 16C/117A Apparatus-Mounting Cabinet



S-C 16C Apparatus-Mounting Cabinet, Swingout Gate Detail (Cover and Base Not Shown)

DIMENSIONS

Height: 16-1/2 inches (42 cm)
 Width: 25-3/4 inches (65 cm)
 Depth: 9-7/8 inches (25 cm)

ORDERING INFORMATION

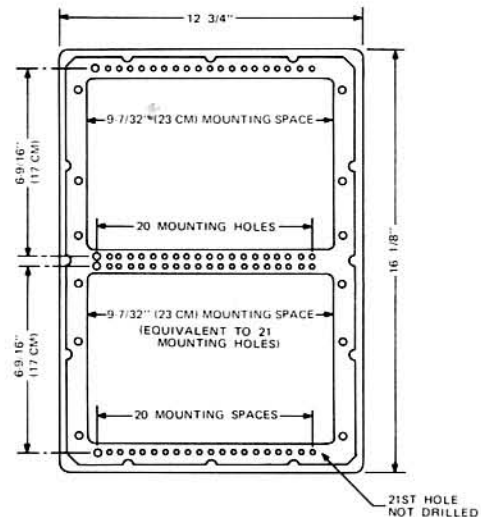
| <u>ORDERING CODE</u> | <u>DESCRIPTION</u> | <u>STOCK NO.</u> |
|----------------------|---|------------------|
| 16C/117A | Apparatus-mounting cabinet for key telephone equipment; wall-mounted with T-bar | 303723-499 |
| T-Bar | Mounts in 16C cabinet | 303723-189 |
| EM Adapter Brackets | To mount EM-101 or EM-102 expansion modules (2 per module required) | 703500-038 |

501/2 APPARATUS-MOUNTING CABINET

The 501/2 apparatus-mounting cabinet consists of a small wall-mounting unit with space for mounting two 66B-type quick-connect terminal blocks. A swingout gate is provided for mounting series KTUs; power supplies; and EM-101, EM-102, and EM-103 expansion modules (EM-101 and EM-102 expansion modules require EM adapter brackets). A cover is supplied with the apparatus-mounting cabinet.

DIMENSIONS

Height: 18-1/8 inches (46 cm)
 Width: 12-3/4 inches (32 cm)
 Depth: 9-7/8 inches (25 cm)



501/2 Apparatus-Mounting Cabinet, Swingout Gate Detail (Cover Not Shown)

ORDERING INFORMATION

| <u>ORDERING CODE</u> | <u>DESCRIPTION</u> | <u>STOCK NO.</u> |
|----------------------|--|------------------|
| 501/2 | Apparatus-mounting cabinet for key telephone equipment; wall-mounted | 303730-509 |
| Floor Stand | Converts 501/2 to floor-mounted unit with cover | 303722-996 |
| EM Adapter Bracket | To mount EM-101 or EM-102 expansion modules (2 brackets per module required) | 703500-038 |

FUSES

| <u>CODE NO.</u> | <u>STOCK NO.</u> | <u>DESCRIPTION</u> |
|-----------------|------------------|---------------------|
| Flat Fuses | | |
| | 200110-349 | 1/2-ampere |
| | 200110-479 | 1-1/3-ampere |
| | 200110-329 | 2-ampere |
| | 200110-359 | 5-ampere |
| Cartridge Fuses | | |
| | 555020-114 | 1/2-ampere |
| | 555020-221 | 1-ampere, slow-blow |
| | 702014-031 | 1-1/2-ampere |
| | 555020-123 | 2-ampere |
| | 555020-223 | 2-ampere, slow-blow |
| | 555020-225 | 3-ampere, slow-blow |
| | 555020-128 | 5-ampere |
| | 555020-033 | 10-ampere |

Stromberg-Carlson

A GENERAL DYNAMICS SUBSIDIARY

P.O. Box 7266, Charlottesville, Virginia 22906 (804)973-2200